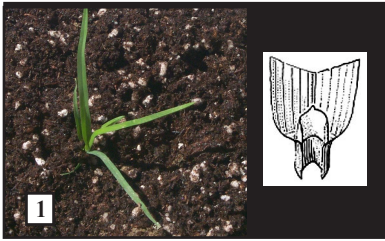


COMMON WEED SEEDLINGS OF CENTRAL CALIFORNIA VINEYARDS

Anil Shrestha, IPM Weed Ecologist, UC Kearney Agricultural Center
 Kurt Hembree, Farm Advisor, UCCE Fresno County
 Neil Va, Lab Assistant, UCCE Fresno County



1. Annual bluegrass (*Poa annua* L.): Grass family; WA*; leaf tip shaped like the bow of a boat; leaf blade crinkled at midsection.



8. Annual sowthistle (*Sonchus oleraceus* L.): Sunflower family; SA**; seed leaves stalked, covered with a powdery, gray bloom; seed leaves have smooth-edges and are spoon-shaped; true leaves with wavy edges and prickles.



2. Redstem filaree (*Erodium cicutarium* (L.) L'Hér. Ex Ait.): Geranium family; WA; cotyledons dark green, almost twice as long as broad, deeply lobed, basal part of each lobe is directed backward; first true leaf deeply lobed and covered with white hairs, deeply lobed stalkless leaflets.



9. Black nightshade (*Solanum nigrum* L.): Nightshade family; SA; seed leaves elongate-oval and pointed; the first true leaves are spade-shaped with smooth edges; lower surfaces are often purple; petioles, stems, and leaves have some hairs.



3. Shepherdspurse (*Capsella bursa-pastoris* L.): Mustard family; WA; seed leaves pale green with tiny granules on the surface; the first true leaves have smooth margins, but 4th and later leaves may be indented; true leaves are covered with star-shaped hairs.



10. Prickly lettuce (*Lactuca serriola* L.): Sunflower family; annual or biennial; seed leaves are about twice as long as they are wide; the first true leaves have rounded margins.



4. Cheeseweed or Little mallow (*Malva parviflora* L.): Mallow family; WA; seed leaves heart shaped, can be tinged red; true leaves roundish with wavy, shallow toothed margins.



11. Common groundsel (*Senecio vulgaris* L.): Sunflower family; WA; seed leaves narrow, with a blunt, rounded tip; first true leaves have shallow teeth; the 3rd and 4th leaves are more deeply lobed.



5. Common chickweed (*Stellaria media* L.): Pink family; WA; seed leaves with prominent midveins, about 4 times as long as broad, tapering to a point at the tip; true leaves are broader, opposite, and yellow green.



12. Prostrate pigweed (*Amaranthus blitoides* S. Watson): Pigweed family; SA; seed leaves narrow, pointed, 6 to 8 times as long as they are broad; underside of the leaves magenta with prominent veins; first true leaves broader, shiny on upperside.



6. Henbit (*Lamium amplexicaule* L.): Mint family; WA; seedling leaves are small and oblong, with entire margins; first true leaves rounded, coarsely toothed with visible netted veins.



13. Burning nettle (*Urtica urens* L.): Nettle family; WA/SA; entire, rounded seed leaves with a small notch at the tip; first true leaves opposite, stalked and distinctly toothed.



7. Common lambsquarters (*Chenopodium album* L.): Goosefoot family, SA; seed leaves are narrow, with nearly parallel sides; seed leaves and early true leaves are dull bluish green above and often purple below.




14. Mare's tail or Horseweed (*Coryza canadensis* (L.) Cronq.): Sunflower family; SA; seed leaves oval with fine hairs; leaves of young plants grow as a rosette around a crown; dull green, short stalks sometimes tinged with dull brownish-purple.

*WA = Winter Annual **SA = Summer Annual



15. Hairy/Flaxleaved fleabane (*Coryza bonariensis* (L.) Cronq.): Sunflower family; SA; seedlings with narrow leaves covered with short, soft hairs; often wrinkled or distorted; seed leaves gray green.



22. Barnyardgrass (*Echinochloa crus-galli* (L.) Beauv.): Grass family; SA; 1st leaf dull grayish-green; stem flattened, purplish; no ligule.



16. Swinecress (*Coronopus didymus* (L.) Smith): Mustard family; WA; seed leaves light green, narrow, long, widest at the tip; first true leaves club shaped with two notches or teeth around the margin; leaves and stems slightly hairy; distinct skunklike odor.



23. Yellow foxtail [*Setaria glauca* (L.) (P.) Beauv.): Grass family; SA; slender leaf blades; prominent silky, kinky hairs on the upper surface of leaf blades near the stem; ligule is a fringe of hairs.




17. Puncturevine (*Tribulus terrestris* L.): Caltrope family; SA; seed leaves thick, brittle, 2 to 3 times long as they are broad; leafstalks pinkish; true leaves dark green with grayish underside; leaves have rough margins.



24. Field bindweed (*Convolvulus arvensis* L.): Morningglory family; perennial; seed leaves are nearly square, with a shallow notch at the tip; early true leaves are spade shaped; petioles are flattened, grooved on the upper surface.




18. Purple cudweed (*Gnaphalium purpureum* L.): Sunflower family; annual or biennial; seed leaves and 1st true leaves covered on both sides with whitish hairs; seed leaves 2 to 3 times long as they are broad.



25. Junglerice (*Echinochloa colona* (L.) Link): Grass family; SA; grayish, dull green first leaves; several purple bands on surface of leaf blade; no ligule and auricle.



19. Common knotweed (*Polygonum arenastrum* Boreau): Buckwheat family; SA; seed leaves narrow, 6 to 8 times as long as broad, light green; fused at the base, cuplike structure from which the 1st true leaf emerges; 1st true leaves broad and dark green, powdery bloom on underside.



26. Bermudagrass (*Cynodon dactylon* L.): Grass family; perennial; seedling leaves with somewhat rough surface; ligule present; tuft of long hairs on either side of the ligule; stem flat, wiry and without hairs.



20. Large crabgrass (*Digitaria sanguinalis* (L.) Scop.): Grass family; SA; a stiff and papery ligule; wide leaves that are covered with coarse hairs; no auricles; hairs on the margin of the collar.



27. Spotted spurge (*Chamaesyce maculata* (L.) Small): Spurge family; SA; seed leaves oval, tips roundish, blueish green; seed leaves margin smooth; 1st true leaves rounded, leaf surface smooth; leaf surface dull, dark green with reddish tinge.



21. Panicle willowherb (*Epilobium brachycarpum* C. Presl): family; SA; seedleaves small, round, often dark reddish green; true leaves narrow, 4 to 5 times long as they are broad, 1st true leaves opposite and smooth around the edges.



28. Yellow nutsedge (*Cyperus esculentus* L.): Sedge family; perennial; grasslike; light green blades, flat, slender; leaf tip long and drawn out; nutlets globe-shaped, smooth, and almond flavored.