

## Annual Report 2020-21

### Department of Agricultural Business

#### **Progress on Department Goals 2020-21:**

The following are the goals established for the academic year 2020-21 and the progress on those goals.

- To continue developing a sustainable enrollment management plan after taking into consideration the admissions in 2020-21.
  - The department and the college are observing the enrollments under the new and higher admission criteria. The department would continue to monitor the enrollment and modify admission standards, if necessary, to have a sustainable growth.
- To conduct a feasibility study for restarting the graduate program in Agricultural Business/Applied Economics area.
  - The department has suspended the plan to conduct a feasibility study after we had thorough discussion among the faculty and with the advisory board. With the present resources that we are having, it is not going to be possible to offer a graduate program in our department without sacrificing the resources committed for the undergraduate program.
- To make sure that all the faculty members in the department are adequately trained in offering online courses in case the COVID 19 like situations occur in the future.
  - A lot of our faculty members are enrolled in training programs for improving their online teaching skills. We are considering offering a couple of sections of our core courses in Hybrid mode (upto 50% online).
- To complete and administer an alumni survey as part of enhancement of our program assessment as well as improving the relationship with our stakeholders.
  - A survey instrument has been developed, but we could not administer last year due to the Covid-19 related challenges.
- To pursue for hiring a new tenure-track assistant professor to meet the existing needs of the department.
  - The department's request for a tenure track position was denied by the faculty affairs in spite of the full-fledged support from the dean's office.
- To develop collaborations with other departments and colleges in developing grant proposals for research and capacity building.
  - We have successfully developing two short-term study abroad programs to be offered in Summer 2022. We are actively pursuing faculty from other departments to participate in the programs. Our planned study abroad programs to Spain and S. Africa for summer 2021 did not materialize due to the university's travel policy.

## **Challenges and Opportunities in 2020-21:**

The challenges (C) faced by the department also provided unique opportunities (O) for us to improvise our department functioning and develop a much more supportive and collaborative team environment.

- (C) One of the major challenges that we faced last year like anybody else in the academic world is shifting to a remote mode of learning and teaching. Faculty had to change their pedagogy to make it more suitable to distance learning and students had to adjust to this new mode in a very short period of time.

(O) It has been a great opportunity for the entire faculty in the department to improve their online teaching capabilities. Due to the excellent support from CGE and the university, all of our faculty have got training (of varied levels) in teaching online courses. They have improved tremendously in their online lecture delivery and student assessment. Our faculty have supported each other in this journey and many of them are planning to include the new pedagogical tools that they have learnt in their courses even after we come back to face-to-face learning.

- (C) Our department has decided to go by the changed university admission requirements for the academic year 2021-22 in order to provide greater accessibility to students impacted by Covid 19 restrictions. This may lead to having a larger than usual number of admissions into our major. Many of these students might be admitted into the university as undeclared majors but would try to transfer to our major once they meet our lowered transfer requirements for this year. In this environment, the sustainable management of our enrollment is a challenge.

(O) The department and the college are observing the enrollments under the new admission criteria. The department would continue to monitor the enrollment and modify admission standards, if necessary, to have a sustainable growth. We will be carefully monitoring the enrollment in our lower division courses also in order to suitably prepare for offering enough number of seats for those requiring enrollment in upper division and elective AGBS courses. In addition, the services of the Advising Centre would be taken to estimate the number of enrollments in our forthcoming semesters.

- (C) One of the ongoing challenges that our department has been facing for the last many years is the lack of adequate number of tenure-track faculty members. As our department undertakes a number of extracurricular and co-curricular activities to improve the overall academic performance of our students and to strengthen their marketability, we strongly believe that it is possible only with tenure track faculty members. The TT/Tenured faculty can blend their research and outreach activities with their classroom teaching, thereby making the educational experience of the students more fulfilling.

(O) Due to various factors, our department was not successful in getting a new tenure track faculty added to our ranks in the last five years. But we were able to obtain a few part-time lecturers who can teach major classes as well as electives needed by our students. In the last one year, with the support of our dean, we were able to present our case to the faculty affairs and were able to impress upon the need. We are hopeful to obtain the position in the very near future.

**Goals for 2021-22:**

- To continue developing a sustainable enrollment management plan after taking into consideration the admissions in 2021-22 in light of changed admission requirements by the university.
- To convert two of the AGBS courses into fully or partly online courses so as to provide more flexibility to our students.
- To improve the collaboration among AGBS faculty and with others in the college and university in various research and scholarship activities as it has slowed down in the last one year due to COVID related challenges.
- To fill the vacancies in our advisory board in place of two members who retired last year.
- To pursue the faculty affairs with the support of our dean to allow us to hire a new tenure-track assistant professor to better meet the needs of our department.

**Department Accomplishments:**

**a. Student Success: Graduation Rates, Retention Rates, Closing the Loop**

The Department of Agricultural Business has exceeded all goals set by the Chancellor’s Office for Freshmen and Transfer students except one, where we dropped from last year (See OIE data in the Appendix).

***CSU’s Goal by 2025 Graduation Rate for Freshman\*:***

4-year Graduation (Goal 35%)    Dept. of AGBS in Fall 2020 (Cohort 2016) = 47%  
Dept. of AGBS in Fall 2019 (Cohort 2015) = 27%

6-year Graduation (Goal 69%)    Dept. of AGBS in Fall 2020 (Cohort 2014) = 75%  
Dept. of AGBS in Fall 2019 (Cohort 2013) = 79%

***CSU’s Goal by 2025 Graduation Rate for Transfers\*:*** \*

2-year Graduation (Goal 34%)    Dept. of AGBS in Fall 2020 (Cohort 2018) = 68%  
Dept. of AGBS in Fall 2019 (Cohort 2017) = 65%

4-year Graduation (Goal 80%)    Dept. of AGBS in Fall 2020 (Cohort 2016) = 95%  
Dept. of AGBS in Fall 2019 (Cohort 2015) = 94%

- Headcount Change from Fall 2019 to Fall 2020 shows a slight increase from 403 to 407 majors.
- Retention Rates after first year for First-Time Freshmen and New Transfers are 84% and 94% respectively which meets Fresno State and Jordan College norms (See Appendix).
- Since 2012-13, the proportion of degrees offered to Hispanic students increased from 13% to 37% in 2019-20 (See Appendix).

---

\* Dept. at Exit is AGBS, Dept., at Entry is all.

- The ratio of female to male students graduated in 2019-20 is 45:55, which is an improvement from 36:64 in 2018-19.
- First-Time Freshman Four-Year Graduation Rate equals 47% based on an Ag. Business major cohort entering Fall 2016. This is an increase from 27% last year. The First-Time Freshmen Six-Year Graduation Rate for the cohort entering in Fall 2014 is 75%.
- New Transfer Two-Year Graduation Rate equals 68% based on AGBS cohort entering Fall 2018. The New Transfer Four-Year Graduation Rate is 95% based on AGBS cohort entering Fall 2016.

Both the high retention rates and the graduation rates are due to the department's commitment to student success. We are one of the few departments that offers all of our required courses every semester as well as offering additional sections during winter and summer sessions. The department is noted for having a relatively fast path to graduation on campus with an average time to graduation of 4.11 years. In addition, the department requires mandatory advising each semester, making it easier to catch potential delays.

The pass rate in all the AGBS courses is approximately 93% during the academic year 2019-20. About 6 percent of all the grades in the department are D, F or W during Spring 2021. Even though the proportion of DFW grades is quite low, a couple of courses where the proportion is higher than average are identified and the instructors were asked to provide more number of assessments than what they were being given presently. It is expected that when the students are given more opportunities to prove themselves, their overall performance would be improved

In addition to the above, our department usually adopts a wide range of high impact practice. Some of them are listed below:

- Presentations, case study analyses and discussion and team-based collaborative assignments are an integral part of many courses in our department. Courses like AGBS 32, 109, 130, 140, 160, and 170WS incorporate these high impact practices regularly.
- Our department offers an active internship course in which almost 40-50 students participate every year.
- Guest lectures by experts from the industry are part of many of our courses.
- We planned two study aboard programs in academic year 2020-21 (South Africa and Spain) to our students, but they were cancelled due to the travel policy of CSU.

## **b. COVID 19 Response**

Due to COVID-19 and its impact on students and university services, the faculty in the department were asked to be extra observant for any signs of any abnormal behavior like absenteeism, sudden loss of interest and focus, etc. and provide necessary support and direct them to various support resources that are available on campus. Faculty were also encouraged to provide flexibility to students with regard to their assignment submissions, exams, etc. so as to not cause any undue burden to students who lack adequate infrastructure and/or conducive environment at home for studies. The results of the course evaluations by the students show that our faculty have met the needs of the students and their ratings did not get impacted due to Covid 19 restrictions.

With regard to Fall 2021, we are prepared to offer almost 80% of our classes face to face. We are expecting to go back to our normal pre-covid schedule given the trends that we are observing with regard to reopening. As all of our fulltime and some of our part-time faculty have undergone training for online teaching (at varied levels), we are confident that if a situation arises, we are also ready to change the pedagogy of our courses and make it more suitable for distance learning. Over the last one year, our faculty have participated in the following training programs to improve their online teaching practices:

- ACUE Course in Effective Online Teaching Practices (2 faculty members)
- QLT course that is offered by The California State University (2 faculty members)
- Virtual Summer Institute, 2020 (9 faculty members)
- Teaching with Resilient Course Design (1 faculty member)

In addition, we are also expecting greater number of students getting enrolled in our program due to the change in the university admission requirements for the academic year 2021-22. Many of these students might be admitted into the university as undeclared majors but some may transfer to our major once they meet our stipulations. We will be carefully monitoring the enrollment in our lower division courses in order to estimate the enrollments in our upper division courses in the forthcoming semesters, and thereby offer additional sections or provide other alternatives.

#### **c. AGBS Advisory Board**

An updated roster of our advisory board members is provided in the appendix. Our advisory board met on October 27, 2020 and they were apprised of the performance of AGBS students and the various initiatives that are being implemented by the department due to Covid -19. A second meeting of the Advisory Board was held on April 20, 2021, in which discussion was held on replacement of the retired members along with decisions on using AGBS Associates funds for student travel.

#### **d. Other activities and accomplishments:**

In 2020-21, among the nine Jordan Honors students who completed the program, three are Agricultural Business students. Andrew Bertuccio (faculty mentor: Dr. Serhat Ascii), AGBS senior, studied the impact of almond plantings on land values in the San Joaquin Valley. Amanda Skidmore (faculty mentor: Dr. Todd Lone), AGBS senior, studied Agretti demand in the California Central Valley. Delaney Woolwine (faculty mentor: Dr. Jason Liang), AGBS senior, completed her research on the impacts of house price and labor market on tree-nut prices in the San Joaquin Valley.

Faculty from the department worked with the dairy processing plant and the winery on campus to improve their operational efficiency and to develop a strategy for long term sustenance.

## e. Faculty Awards, Publications and Presentations

### Awards and recognitions:

#### **Faculty:**

- Dr. Annette Levi, *Nicolas Salgo-Noren Excellence in Teaching Award 2020-21*
- Dr. Serhat Asci, *Jordan College Outstanding Research and Scholarly Activities Award, 2020-21*
- Dr. Jiaochen Liang, *Provost's Promising New Faculty Award 2020-21*

#### **Students:**

- Amanda Skidmore - *Jordan College Deans Medalist, 2020-21, 23rd Assembly District's 2021 Ag Scholar Student Recognition*
- Andrew Bertuccio, Amanda Skidmore, Delaney Woolwine – *Jordan College Honors Roll*

### Refereed Publications:

Asci, S. and S. Devadoss, (2021), "Trends and Issues Relevant for the US Tree Nut Sector." Choices 36(2). Theme Issue Editor: Stephen Devadoss.

Asci, S. and K. Ramaswamy, (2021), "Issues Facing the Californian Fruit Sector." Choices 36(2). Theme Issue Editor: Stephen Devadoss.

Asci, S., S. Konduru, and L. Williams, (2020), "Potential of Solar Energy in Agricultural Production in Caribbean Countries." Farm and Business - The Journal of the Caribbean Agro-Economic Society 12(1); doi: 10.22004/ag.econ.307709

Xu, Pei, Todd Lone "Using A Three-stage Framework to Evaluate The Adoption of Service Learning of Agribusiness Students" *e-Journal of Business Education & Scholarship of Teaching*. V14 n2, P19-32, Sept., 2020. <https://eric.ed.gov/?id=EJ1276420>

Davlasheridze, M., Fan, Q., Highfield, W., & Liang, J. (2021), Economic impacts of storm surge events: examining state and national ripple effects. *Climatic Change*, 166(11).

Liang, J., Fan, Q., & Hu, Y. (2021), Dynamic relationships between commodity prices and local housing market: evidence for linear and nonlinear causality. *Applied Economics*. 53:15, 1743-1755.

Sun, K. S. Zuang, and S. Asci, (2021), "Berry Composition and Economic Analysis of Cabernet Sauvignon and Ruby Cabernet Managed by Mechanical Leafing and Deficit Irrigation in the San Joaquin Valley of California." (manuscript was submitted to "Catalyst")

A. Westphal, D. Kluepfel, and A. Levi. "Economic Benefits of Using Improved Walnut Rootstocks." West Coast Nut, May 2020.

### **Conference Presentations:**

Asci, S. and K. Ramaswamy, (2021), “California Fruit Industry: Challenges and Solutions.” Food Distribution and Research Society Virtual Meeting, Oct 12-13.

Asci, S., K. Ramaswamy, S. Devadoss, and S. Konduru, (2020), “Modern Time Trade Wars: Chinese Retaliatory Tariffs vs California’s Tree Nuts industry,” Agricultural and Applied Economics Association (AAEA) Virtual Meeting, Aug 9-10.

Asci, S., K. Ramaswamy, and J. Ng'ombe, (2020), “Big Data Analysis for Forecasting California’s Pesticide Demand,” Western Agricultural Economics Association (WAEA) Annual Meeting, June 28-30, virtual.

Asci, S. K. Ramaswamy, and S. Konduru, (2020), “New Trade Routes for California’s Tree Nuts industry’s under Chinese Retaliatory Tariffs,” WAEA Annual Meeting, June 28-30, virtual.

### **Other Community/ Outreach Presentations**

Bertuccio, A. and S. Asci, (2021), “Impact of Almond Plantings on Land Values in the San Joaquin Valley.” 42nd Annual Virtual Central California Research Symposium, Apr 14, Fresno, CA.

Asci, S. and K. Ramaswamy, (2021), “California Fruit Industry: Challenges and Policy Implications.” World Ag Expo, Feb 9, Tulare, CA (Virtual).

Asci, S. and K. Ramaswamy, (2020), “California Fruit Industry: Challenges and Policy Implications.” Fresno State Agricultural Business Conference, Oct-Nov 2020 (Virtual).

### **Grants Awarded:**

#### **Grants Received:**

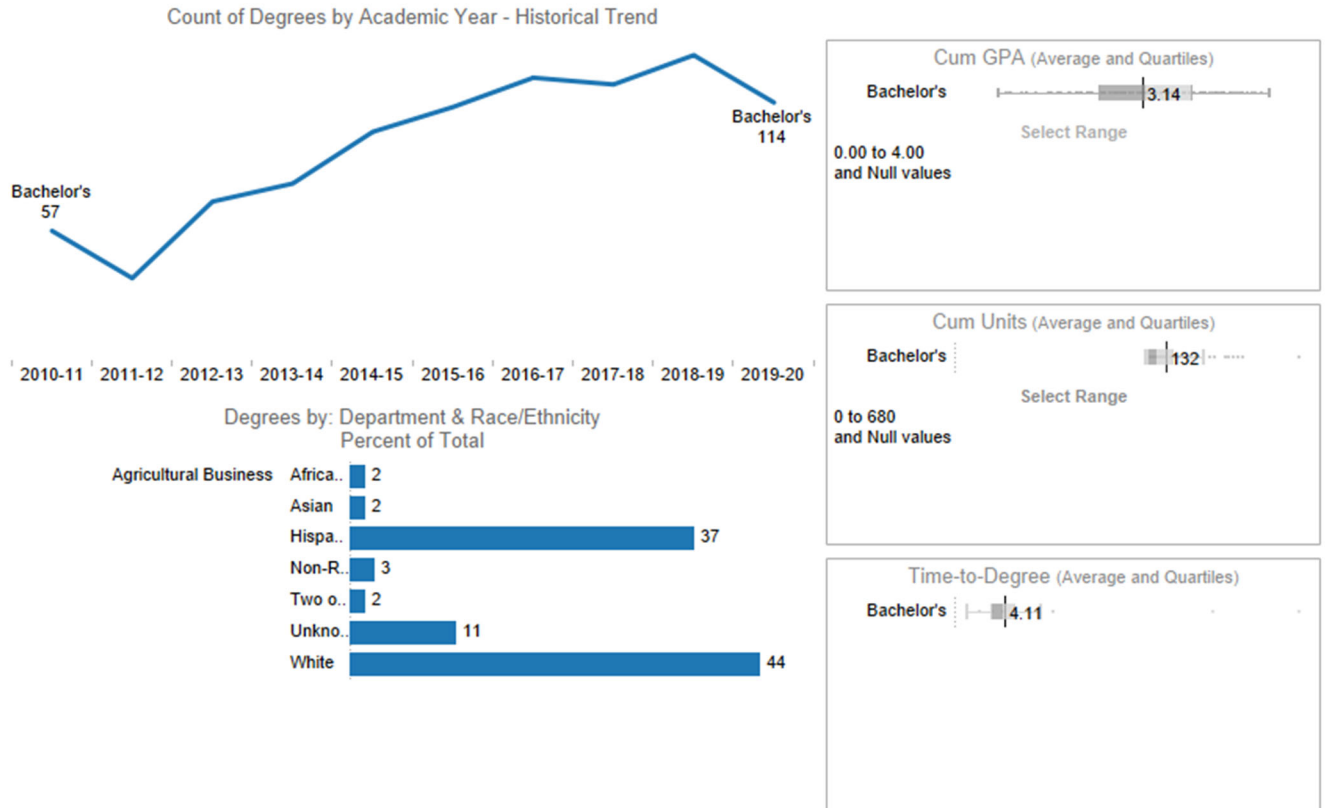
Team: Asci S. (PI). “Phase 4: Mill Assessment Revenue Forecasting Tool” California EPA - Department of Pesticide Regulation (\$144,840.00), 2021-2023

Team: Hillyer C. (PI), K Vang, S. Ashkan, A. Olson, L. Boss, and S. Asci. “Closing the Loop on Sustainable Plasticulture” Irrigation Innovation Consortium 2021 (\$190,132.00), 2021-2023

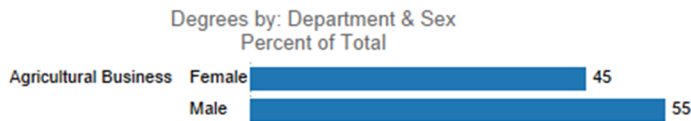
## APPENDIX

### Degrees Awarded by Department of Agricultural Business


#### Degrees and Time-to-Degree



#### AGBS Degrees by Gender 2019-20



#### AGBS Degrees by Entry Status 2019-20





## Retention and Graduation of Freshmen (AGBS)

First-time Full-time Freshmen Cohorts															
Entry Cohort	Cohort Size	Avg Entry GPA*	Avg. 1st Term GPA	Retention after 1st Term	Retention after 1 Year	Degree within 2 Years	Contin. after 2 Years	Degree within 3 Years	Contin. after 3 Years	Degree within 4 Years	Contin. after 4 Years	Degree within 5 Years	Contin. after 5 Years	Degree within 6 Years	Contin. after 6 Years
Fall 2008	24	3.42	2.86	95.8%	87.5%	0.0%	91.7%	0.0%	83.3%	29.2%	50.0%	66.7%	12.5%	79.2%	4.2%
Fall 2009	36	3.19	2.77	100.0%	88.9%	0.0%	88.9%	0.0%	86.1%	38.9%	41.7%	61.1%	19.4%	75.0%	2.8%
Fall 2010	29	3.28	2.59	96.6%	86.2%	0.0%	86.2%	0.0%	86.2%	37.9%	48.3%	72.4%	6.9%	75.9%	3.4%
Fall 2011	38	3.34	2.84	100.0%	81.6%	0.0%	78.9%	0.0%	81.6%	28.9%	50.0%	57.9%	15.8%	60.5%	7.9%
Fall 2012	42	3.18	2.95	97.6%	90.5%	0.0%	81.0%	2.4%	71.4%	31.0%	40.5%	47.6%	11.9%	64.3%	4.8%
Fall 2013	47	3.26	2.64	95.7%	91.5%	0.0%	91.5%	4.3%	80.9%	38.3%	40.4%	66.0%	10.6%	74.5%	6.4%
Fall 2014	79	3.33	2.92	98.7%	87.3%	0.0%	82.3%	6.3%	77.2%	44.3%	36.7%	70.9%	7.6%	74.7%	2.5%
Fall 2015	62	3.19	2.88	95.2%	80.6%	0.0%	83.9%	0.0%	80.6%	25.8%	53.2%	61.3%	16.1%		
Fall 2016	59	3.30	2.75	91.5%	84.7%	0.0%	78.0%	5.1%	67.8%	52.5%	20.3%				
Fall 2017	63	3.44	2.96	95.2%	85.7%	0.0%	87.3%	3.2%	76.2%						
Fall 2018	62	3.45	2.85	96.8%	85.5%	1.6%	74.2%								
Fall 2019	77	3.44	2.91	96.1%	84.4%										
Fall 2020	69	3.53	3.12	91.3%											
<b>Grand Total</b>	<b>687</b>	<b>3.35</b>	<b>2.87</b>	<b>95.9%</b>	<b>85.9%</b>	<b>0.2%</b>	<b>83.2%</b>	<b>2.7%</b>	<b>78.1%</b>	<b>37.5%</b>	<b>40.9%</b>	<b>63.3%</b>	<b>12.3%</b>	<b>71.9%</b>	<b>4.4%</b>

Note: Cohort includes all first-time, full-time freshmen. Entry GPA reflects high school GPA.

## Retention and Graduation of Transfers (AGBS)

First Time CCC Transfer Cohorts															
Entry Cohort	Cohort Size	Avg Entry GPA*	Avg. 1st Term GPA	Retention after 1st Term	Retention after 1 Year	Degree within 2 Years	Contin. after 2 Years	Degree within 3 Years	Contin. after 3 Years	Degree within 4 Years	Contin. after 4 Years	Degree within 5 Years	Contin. after 5 Years	Degree within 6 Years	Contin. after 6 Years
Fall 2008	11	2.97	2.86	100.0%	90.9%	9.1%	72.7%	72.7%	9.1%	90.9%	0.0%	90.9%	0.0%	90.9%	0.0%
Fall 2009	12	3.16	2.94	100.0%	100.0%	58.3%	33.3%	83.3%	8.3%	91.7%	0.0%	91.7%	0.0%	91.7%	0.0%
Fall 2010	17	2.99	2.74	100.0%	82.4%	29.4%	52.9%	76.5%	0.0%	76.5%	0.0%	76.5%	0.0%	76.5%	0.0%
Fall 2011	33	2.91	2.70	93.9%	84.8%	33.3%	54.5%	66.7%	15.2%	72.7%	6.1%	78.8%	0.0%	78.8%	0.0%
Fall 2012	31	2.87	2.78	93.5%	93.5%	38.7%	41.9%	64.5%	22.6%	83.9%	3.2%	87.1%	0.0%	87.1%	0.0%
Fall 2013	52	3.03	2.88	98.1%	92.3%	53.8%	36.5%	84.6%	5.8%	90.4%	0.0%	90.4%	0.0%	90.4%	0.0%
Fall 2014	46	3.10	2.72	97.8%	95.7%	45.7%	47.8%	91.3%	2.2%	93.5%	0.0%	93.5%	0.0%	93.5%	0.0%
Fall 2015	41	3.01	2.78	100.0%	97.6%	61.0%	31.7%	92.7%	2.4%	95.1%	0.0%	95.1%	0.0%		
Fall 2016	42	3.00	2.87	95.2%	92.9%	42.9%	54.8%	85.7%	7.1%	92.9%	2.4%				
Fall 2017	39	3.23	3.21	97.4%	97.4%	64.1%	30.8%	84.6%	7.7%						
Fall 2018	33	3.26	3.36	100.0%	100.0%	63.6%	33.3%								
Fall 2019	36	3.29	3.26	97.2%	94.4%										
Fall 2020	43	3.33	3.26	93.0%											
<b>Grand Total</b>	<b>436</b>	<b>3.10</b>	<b>2.96</b>	<b>97.0%</b>	<b>93.9%</b>	<b>48.7%</b>	<b>42.6%</b>	<b>82.1%</b>	<b>7.7%</b>	<b>88.4%</b>	<b>1.4%</b>	<b>88.9%</b>	<b>0.0%</b>	<b>87.6%</b>	<b>0.0%</b>

## Retention and Graduation of Freshmen (JCAST)

First-time Full-time Freshmen Cohorts															
Entry Cohort	Cohort Size	Avg Entry GPA*	Avg. 1st Term GPA	Retention after 1 at Term	Retention after 1 Year	Degree within 2 Years	Contin. after 2 Years	Degree within 3 Years	Contin. after 3 Years	Degree within 4 Years	Contin. after 4 Years	Degree within 5 Years	Contin. after 5 Years	Degree within 6 Years	Contin. after 6 Years
Fall 2008	189	3.29	2.82	98.8%	81.0%	0.0%	78.2%	1.1%	73.0%	95.4%	54.0%	48.5%	23.8%	59.8%	8.3%
Fall 2009	217	3.22	2.79	98.8%	87.8%	0.0%	84.3%	0.0%	80.8%	22.8%	53.8%	53.9%	19.4%	68.9%	8.5%
Fall 2010	229	3.31	2.81	99.1%	88.9%	0.0%	78.2%	0.4%	73.4%	17.9%	53.7%	44.5%	22.3%	60.3%	8.3%
Fall 2011	238	3.32	2.98	97.9%	82.4%	0.0%	79.8%	0.0%	76.1%	19.7%	53.4%	51.7%	18.9%	63.0%	8.5%
Fall 2012	261	3.25	2.82	98.8%	83.5%	0.0%	73.8%	0.4%	67.4%	17.2%	47.8%	43.7%	18.0%	54.4%	8.0%
Fall 2013	267	3.30	2.89	98.8%	88.4%	0.0%	78.7%	0.7%	72.1%	20.9%	50.8%	48.1%	20.2%	61.3%	7.7%
Fall 2014	343	3.34	2.89	98.8%	88.1%	0.0%	78.4%	1.5%	73.2%	22.4%	47.8%	52.5%	14.3%	61.8%	8.0%
Fall 2015	263	3.28	2.78	98.4%	80.2%	0.0%	74.2%	0.0%	71.0%	20.8%	48.8%	51.2%	19.4%		
Fall 2016	278	3.45	2.84	94.2%	82.7%	0.0%	74.8%	1.4%	68.3%	28.8%	38.8%				
Fall 2017	278	3.47	2.98	97.1%	82.4%	0.0%	78.3%	2.2%	68.3%						
Fall 2018	388	3.48	2.83	97.0%	88.0%	0.5%	78.1%								
Fall 2019	327	3.52	2.93	98.7%	88.9%										
Fall 2020	264	3.55	2.99	93.2%											
<b>Grand Total</b>	<b>3,580</b>	<b>3.38</b>	<b>2.87</b>	<b>98.4%</b>	<b>84.2%</b>	<b>0.1%</b>	<b>77.2%</b>	<b>0.8%</b>	<b>72.1%</b>	<b>21.0%</b>	<b>49.3%</b>	<b>49.1%</b>	<b>19.1%</b>	<b>60.9%</b>	<b>8.7%</b>

Note: Cohort includes all first-time, full-time freshmen. Entry GPA reflects high school GPA.

## Retention and Graduation of Transfers (JCAST)

First Time CCC Transfer Cohorts															
Entry Cohort	Cohort Size	Avg Entry GPA*	Avg. 1st Term GPA	Retention after 1 at Term	Retention after 1 Year	Degree within 2 Years	Contin. after 2 Years	Degree within 3 Years	Contin. after 3 Years	Degree within 4 Years	Contin. after 4 Years	Degree within 5 Years	Contin. after 5 Years	Degree within 6 Years	Contin. after 6 Years
Fall 2008	94	2.91	2.87	97.9%	89.4%	12.8%	73.3%	48.8%	28.6%	70.2%	9.6%	75.5%	6.4%	77.7%	3.2%
Fall 2009	136	3.04	2.85	98.3%	90.4%	16.2%	70.6%	48.5%	28.7%	69.1%	8.8%	75.7%	4.4%	77.2%	2.9%
Fall 2010	201	3.00	2.90	98.5%	90.5%	19.4%	68.7%	58.7%	22.8%	74.1%	5.8%	78.8%	1.8%	79.1%	1.0%
Fall 2011	187	2.99	2.87	98.8%	87.2%	14.4%	69.0%	50.3%	28.2%	69.0%	5.3%	73.8%	1.8%	75.4%	1.1%
Fall 2012	178	2.98	2.84	98.1%	89.3%	18.5%	64.6%	52.8%	27.0%	73.0%	6.7%	78.7%	2.2%	79.8%	0.8%
Fall 2013	271	3.01	2.89	98.6%	91.9%	21.8%	68.3%	68.7%	18.5%	78.6%	6.6%	81.9%	2.8%	83.4%	1.1%
Fall 2014	215	3.07	2.92	98.7%	89.4%	24.2%	63.3%	69.8%	14.4%	79.1%	4.7%	81.9%	1.9%	83.7%	0.0%
Fall 2015	210	3.08	2.92	98.2%	94.3%	28.6%	61.9%	71.9%	14.8%	81.0%	6.7%	83.8%	2.9%		
Fall 2016	228	3.10	3.00	94.3%	89.0%	29.8%	63.6%	71.5%	14.0%	82.9%	4.4%				
Fall 2017	222	3.08	2.98	93.7%	84.7%	29.7%	53.6%	68.2%	12.2%						
Fall 2018	233	3.19	3.13	98.6%	93.6%	40.3%	54.1%								
Fall 2019	204	3.25	3.17	98.1%	92.2%										
Fall 2020	194	3.27	3.30	94.3%											
<b>Grand Total</b>	<b>2,573</b>	<b>3.08</b>	<b>2.98</b>	<b>98.9%</b>	<b>90.2%</b>	<b>24.5%</b>	<b>63.4%</b>	<b>62.2%</b>	<b>19.5%</b>	<b>78.2%</b>	<b>6.2%</b>	<b>79.4%</b>	<b>2.8%</b>	<b>80.0%</b>	<b>1.2%</b>

Note: Cohort includes all first-time transfer students from a California community college who transfer in as a sophomore or above. Entry GPA reflects transfer GPA.

## AGBS Advisory Board Members

Prefix	First name	Last name	Position	Company	Street address	City	ST	Zip	email	business phone	cell phone	Industry	Position on	Term began	Term ends
Mr.	Robert	Sahaḡjan	Farm Manager	Victor Packing Inc.	11687 Road 27-1/2	Madera	CA	93637	robert@victorpacking.com	673-5900	647-0446	Raisins	Chair	7/1/18	6/30/21
Ms.	Carol	Gorter	SVP	Bank of America	19328 E Vln Rd	Reedley	CA	93654	carol.gorter@bankofamerica.com	261-8629	240-0083	Banking	Vice Chair	7/1/18	6/30/21
Mr.	Mark	Dutra		Ready Roast Nuts	2310 E Robinwood Ave	Fresno	CA	93711	mdutra0808@sbcglobal.net		392-6303	Tree nuts	member	7/1/18	6/30/20
Mr.	Richard	Matoian	Executive Director	American Pistachio	9 E River Park Pl E Ste 410	Fresno	CA	93720	rmatoian@americanpistachis.org	475-4576		Industry Associations	member	7/1/18	6/30/21
Mr.	Jeff	Oliver	Owner	Executive Search Consultant	PO Box 27936	Fresno	CA	93729	jeff@oliversc.com	434-8500	288-6698	Ag Career Consultant	member	7/1/18	6/30/21
Ms.	Jeanette	Ramirez	HR Manager	Family Tree Farms		Fresno	CA		<a href="mailto:janetter@familytreefarms.com">janetter@familytreefarms.com</a>		906-3129	Stone fruit	member	7/1/18	6/30/20
Mr.	Russ	Spain	CFO	Landmark Irrigation	20550 Golden State Blvd	Madera	CA	93637	russ@landmarkirrigation.com	665-3700	685-3700	Irrigation specialist	member	7/1/18	6/30/20
Mr.	Matthew	Tatham	Supervisor and Leader	Netafim USA	1371 E Via Azzurra Way	Fresno	CA	93730	matthewtathamMBA@gmail.com		284-5952	Supply chain	member	7/1/19	6/30/22
Mr.	Tony	Toso	VP and CFO	Edwards, Lien, & Toso, Inc	8408 N Lander Ave	Hilmar	CA	95324	tony@eltappraisers.com	209-634-9484, ext. 15	209-988-4468	Appraisal	member	7/1/19	6/30/22
	Vacant														
	Vacant														
Dr.	Dennis	Nef	Dean	Jordan College, Fresno State	2415 E San Ramon, MS A579	Fresno	CA	93740	sandraw@csufresno.edu	278-2061		Education	ex-officio	n/a	n/a
Dr.	Srini	Konduru	Chair	AGBS Dept, Fresno State	5245 N Backer Ave, MS PB101	Fresno	CA	93740	skonduru@csufresno.edu	278-4434	862-9663	Education	ex-officio	n/a	n/a
Dr.	Susan	Pheasant	Director	IFA, Fresno State	2910 E Barstow Ave, MS OF115	Fresno	CA	93740	spheasant@csufresno.edu	278-4405		Education	ex-officio	n/a	n/a
Ms.	Alcidia	Gomes	Executive Director	Ag One, Fresno State	2910 E Barstow Ave, MS OF115	Fresno	CA	93740	alcidia@csufresno.edu	278-4266		Development	ex-officio	n/a	n/a
Ms.	Shannon	Fast	Director	Ag One, Fresno State	2910 E Barstow Ave, MS OF115	Fresno	CA	93740	sfast@csufresno.edu	278-4266		Development	ex-officio	n/a	n/a
Ms.	Kyler	Varin	President	Ag Business Club, Fresno State					<a href="mailto:kvarin53@mail.fresnostate.edu">kvarin53@mail.fresnostate.edu</a>			Student club	ex-officio	n/a	n/a